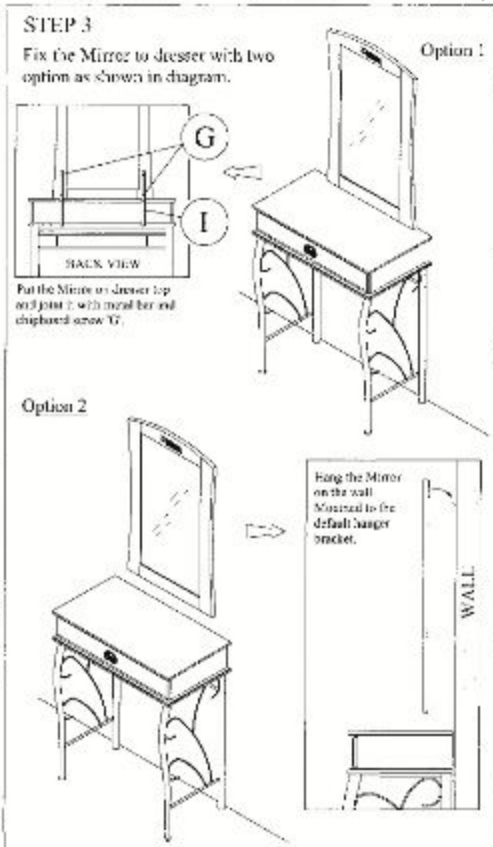
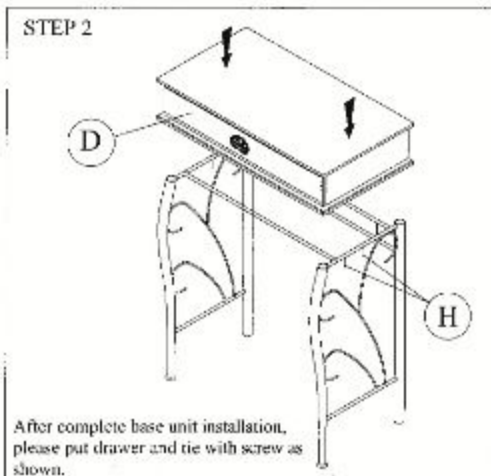
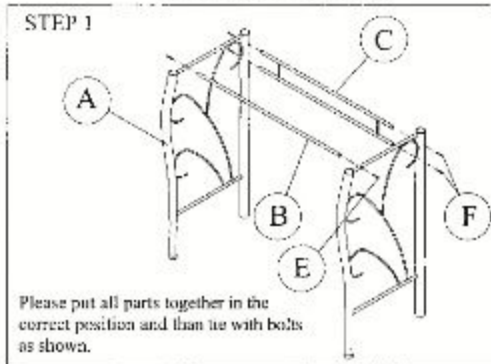


ASSEMBLY INSTRUCTION FOR PSN 1102-DT-SW (TOALETKA 1102)

<p>Note:</p> <ul style="list-style-type: none"> • Read instructions carefully. • Handle carefully with sharp and smooth corners. • Do not use force when assembling. • Do not use any tools when assembling. • Do not use any tools when assembling. • Do not use any tools when assembling. 	 <p>2 Persons</p>	<p>TOOL REQUIRED</p> 
---	--	---



PART & HARDWARE LIST FOR PSN 1102-DT-SW

NO	PART	QTY	NO	PART	QTY
A	SIDE FRAME	LEFT	E	M6x25mm	2 pcs
		RIGHT	F	M6x50mm	4 pcs
B	TOP FRONT RAIL	1 pc	G	CHIPBOARD SCREW #4 x 20mm	8 pcs
C	TOP BACK FRAME	1 pc	H	CHIPBOARD SCREW #4 x 30mm	4 pcs
D	DRAWER	1 unit.	I	METAL BAR	2 pcs
				M6 - ALLEN KEY	1 pc

Please follow our Assembly Instruction procedure for easier assemble.